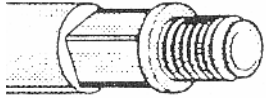


STANDARD RANGE

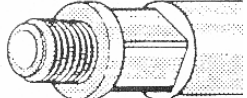
OUTSIDE DIAMETER **54mm (2 1/8")**



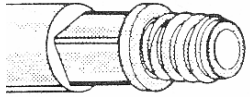
THREAD FORM
40mm DIN 405 6TPI

OUTSIDE DIAMETER **70mm (2 3/4")**

THREAD FORM
50mm DIN 405 6TPI



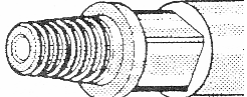
OUTSIDE DIAMETER **70mm (2 3/4")**



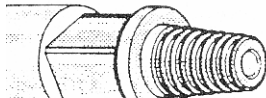
THREAD FORM
1 7/8" ROPE (3TPI)

OUTSIDE DIAMETER **76mm (3")**

THREAD FORM
2 3/8" API REGULAR



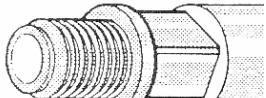
OUTSIDE DIAMETER **89mm (3 1/2")**



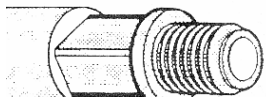
THREAD FORM
2 3/8" API REGULAR

OUTSIDE DIAMETER **89mm (3 1/2")**

THREAD FORM
70mm DIN 405 4TPI



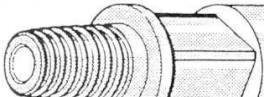
OUTSIDE DIAMETER **89mm (3 1/2")**



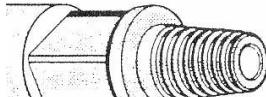
THREAD FORM
70mm DIN 405 6TPI

OUTSIDE DIAMETER **102mm (4")**

THREAD FORM
2 3/8" API
INTERNAL FLUSH



OUTSIDE DIAMETER **114mm (4 1/2")**



THREAD FORM
3 1/2" API REGULAR

OUTSIDE DIAMETER **127mm (5")**

THREAD FORM
3 1/2" API
INTERNAL FLUSH

